
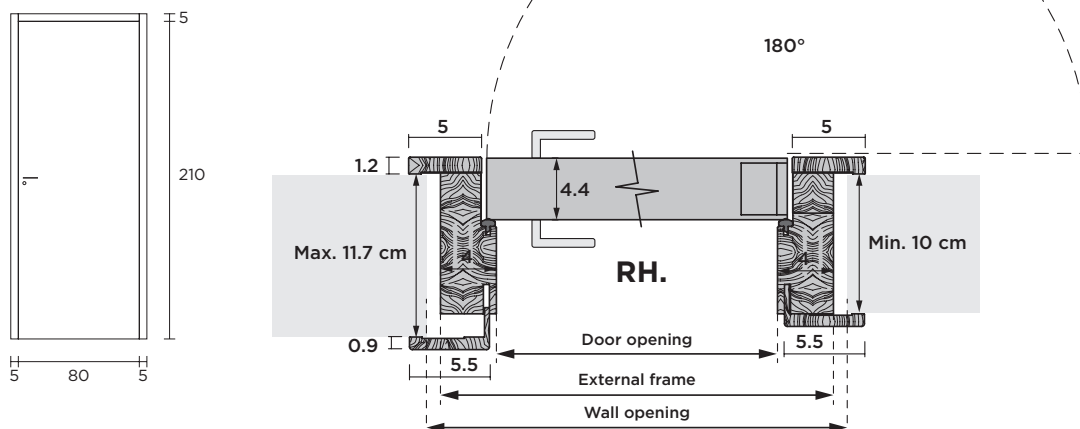


# MINIMAL S50

## Reversible



Blockboard frame,  
plywood casing



Concealed invisible  
hinges in satin chrome  
finish, 3D adjustable

### STANDARD MEASURES

	Widths					Heights		Thickness		
<b>Wall opening</b>	70	80	85	90	100	205	215	6.3	8	10
<b>External frame</b>	68	78	83	88	98	204	214	6.3	8	10
<b>Door opening</b>	60	70	75	80	90	200	210	6.3	8	10

### PANEL

44 mm thickness hollow core panel, finger joint fir wood perimeter frame with honeycomb core, edge-finished on four sides, lacquered finish.

### FRAME

Made of 40 mm thickness blockboard. Lacquered finish.


### COVER PROFILES

Made of plywood, thickness 12x50 mm flat coplanar non-adjustable on hinge side, thickness 9x55x30 mm telescopic. Telescopic range 17 mm on one side only. Lacquered finish.

**N.B:** can only be used for the Vera lacquered collection.

### INSTALLATION INSTRUCTIONS

Wall/plasterboard opening -1 compared to standard measurements. Example: 90x215 cm opening = 89x214 cm.



To avoid visual imperfections, if there is a sub-frame, we recommend using plaster mesh and tile adhesive to cover the corners.

### OPENINGS 180°

Reversible in heights 200 and 210 cm.  
Coplanar side to pull.

### HARDWARE

Concealed invisible hinges in satin chrome finish, 3D adjustable.

### DOOR LOCK

Mediana magnetic lock with encoding key "11", matt chrome finish with Venusdesign logo for swing version, sliding door with round handle and puller in matt chrome finish, free/busy device (lock) on request..

### GASKETS

Perimetric gasket on three sides, matching with texture effect, interior in Acoustic Memory Foam.

### FRAMEWORK FOR INTERNAL WALL SLIDING DOOR

Made of wood and mdf, available for metal counterframe widths from 100 - 125 - 150 mm, with telescopic cover profiles on both sides in plywood.